

**U.S. Judicial Districts - State of New Mexico (2014)**  
**Total Persons 5 Years and Over Who Speak a Language Other Than English at Home and Speak English Less Than "Very Well"**

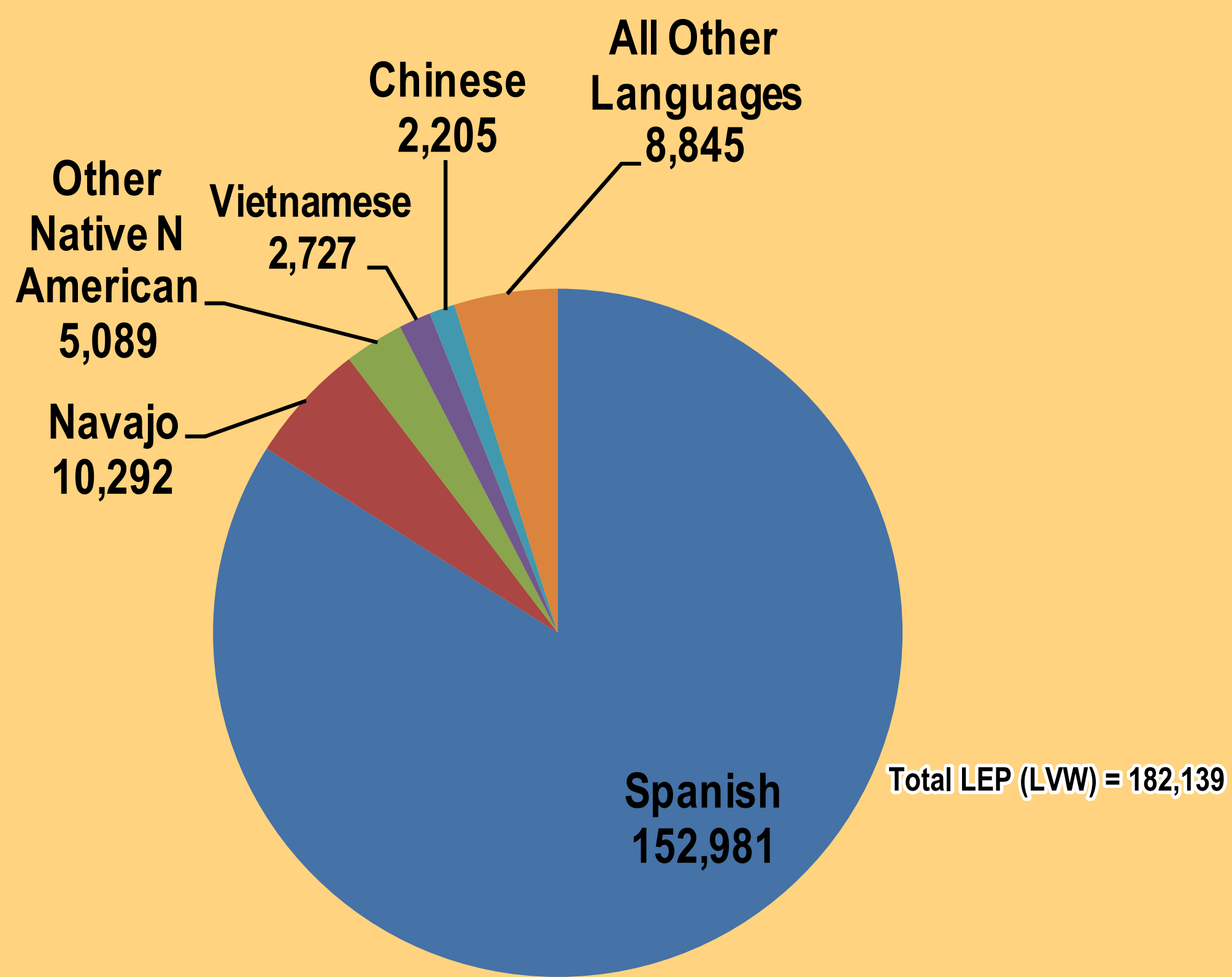
Utah

Colorado

Oklahoma

Arizona

**NEW MEXICO**



Texas


MEXICO

**Legend**

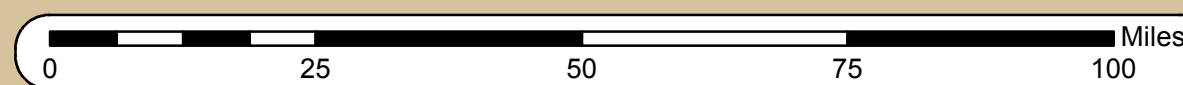
- Other Countries
- State Boundaries
- US Judicial Districts
- Water

**JUDICIAL DISTRICTS-TOTAL LEP for LEP Less Than Very Well (2014)**

- <=50K
- >50K AND <=150K
- >150K AND <=250K
- >250K AND <=500K
- >500K AND <=1M
- >1M AND <=3M
- >3M



Prepared by:  
U.S. Department of Justice  
Civil Rights Division  
Washington, D.C., 20530



Pie charts represent total number of LEP persons within a judicial district by language spoken (number).

Source: U.S. Census 2010-2014 American Community Survey Data Table B16001  
 LANGUAGE SPOKEN AT HOME BY ABILITY TO SPEAK ENGLISH FOR THE POPULATION 5 YEARS AND OVER  
 The estimates from ACS are based on a sample survey and hence are subject to sampling error.