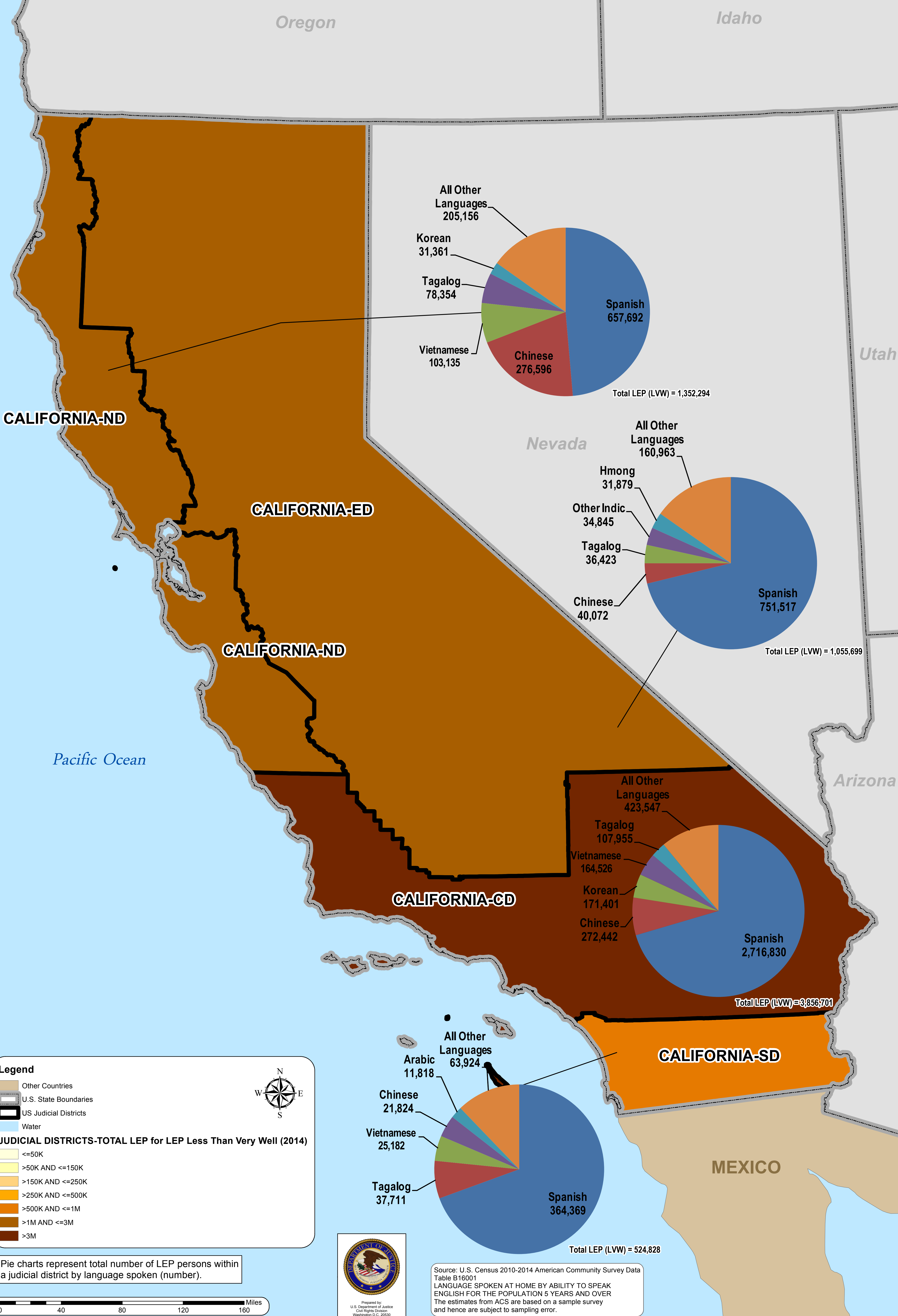


# U.S. Judicial Districts - State of California (2014)

## Total Persons 5 Years and Over Who Speak a Language Other Than English at Home and Speak English Less Than "Very Well"


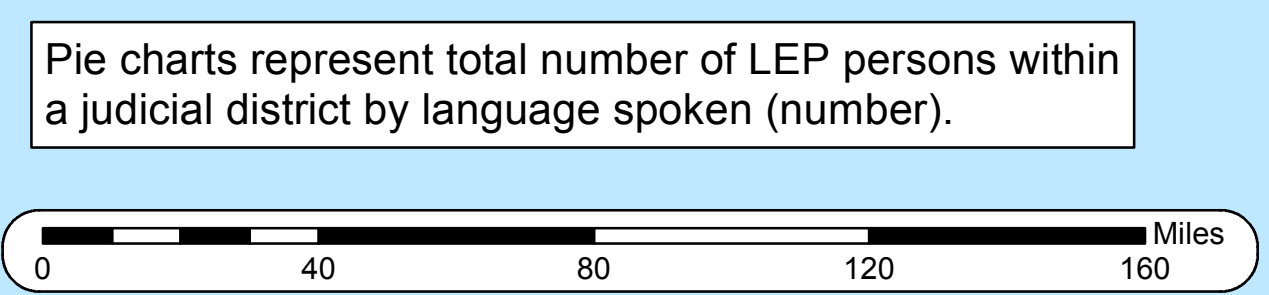



**Legend**

- Other Countries
- U.S. State Boundaries
- US Judicial Districts
- Water

**JUDICIAL DISTRICTS-TOTAL LEP for LEP Less Than Very Well (2014)**

- <=50K
- >50K AND <=150K
- >150K AND <=250K
- >250K AND <=500K
- >500K AND <=1M
- >1M AND <=3M
- >3M



Source: U.S. Census 2010-2014 American Community Survey Data Table B16001  
 LANGUAGE SPOKEN AT HOME BY ABILITY TO SPEAK ENGLISH FOR THE POPULATION 5 YEARS AND OVER  
 The estimates from ACS are based on a sample survey and hence are subject to sampling error.